

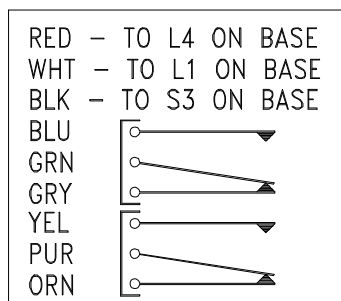
## Features

- Provides two form C relay contacts
- Non-latching contacts
- Works in conjunction with D291S and D291M Addressable Bases


## Description

The D299 Relay Module is a self-contained auxiliary device used with 24-volt fire alarm indicating circuits. It provides two form C alarm relay contacts, each rated at one ampere at up to 30 v DC or one-half ampere at up to 125 v AC. Maximum contact loop length is 150 feet.

An addressable smoke detector base supplies power to the D299 Relay Module. When the Contacts are in the inactive state, the normally closed terminal has continuity with the common terminal. In the active state, the normally open terminal has continuity with the common terminal.



**Figure 1: D299 Contacts, Inactive State**



## Application

The D299 controls remote auxiliary devices. Commercial and industrial fire alarm systems using the Radionics D8124 or D9124 Addressable 24 v DC Fire Alarm Control Panels typically use D299 Relay Modules connected to an addressable detector base (or a master addressable detector base) to control door holders, remote annunciators, and other control application requiring dry contact relays

## Installation

The D299 mounts in the backbox behind the detector base that controls it. It connects to the base as shown in *Figure 2*. The maximum contact circuit length is 150 feet.

## Specifications

Operating Voltage	20.4 - 28.0 V DC
Current	15 mA maximum
Contact Rating	1 A @ 30 V DC

## Listings and Approvals

- UL listed
- NYC-MEA approved
- CSFM No. 7300-0801:133

## Dimensions

1-3/8" x 13/16" x 3-1/8"

## Ordering Information

D299	Relay Module
D290M	Addressable Master Base
D290S	Addressable Detector Base
D291M*	Addressable Master Base
D291S**	Addressable Detector Base

\*Replaces D290M

\*\*Replaces D290S

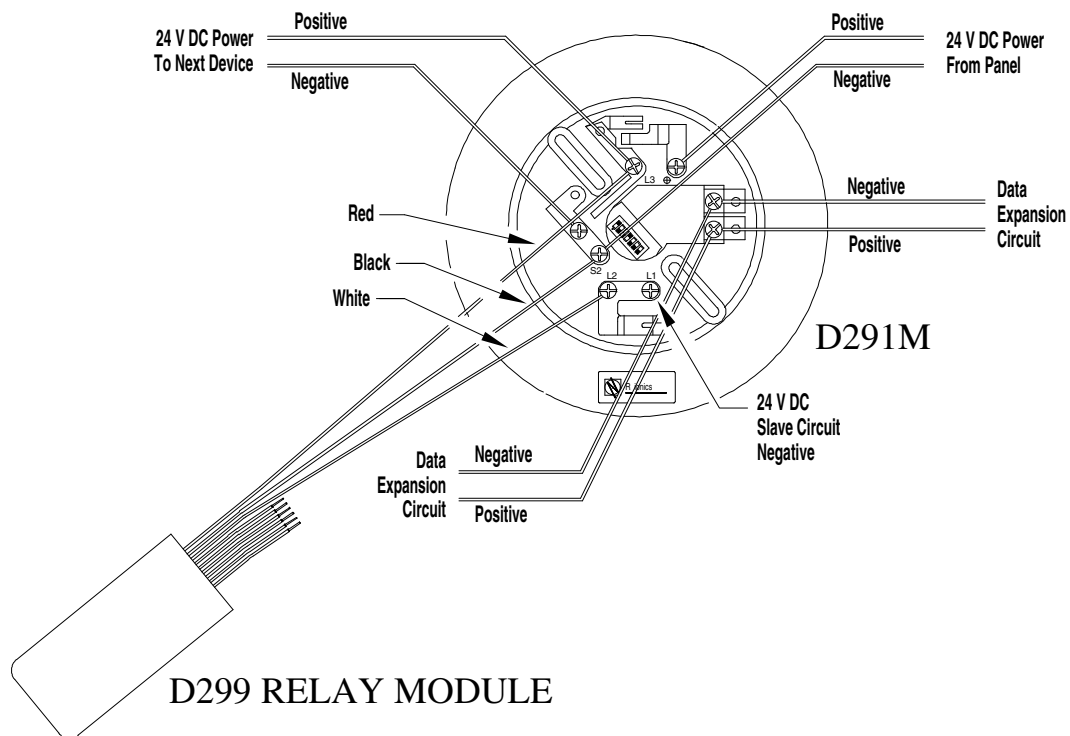


Figure 2: D299 Connections